

With this activity, we have to find out a sentence with the help of some definitions given.

**Este texto ten unha coma polo medio e remata con un punto ó final.**

	<b>A</b>	<b>B</b>	<b>C</b>	<b>D</b>	<b>E</b>	<b>F</b>	<b>G</b>	<b>H</b>	<b>I</b>	<b>J</b>	<b>K</b>	<b>L</b>	<b>M</b>	<b>N</b>	<b>O</b>
<b>1</b>				■							■				
<b>2</b>					■									■	
<b>3</b>						■									
<b>4</b>	■							■					■		■
<b>5</b>															

**Parte de terra que entra no mar.** →

**E1 B1 D4 F1**

?

ACERTOS:  
0/0

In the “*Activity*” tab we can find these items:

**1**

Pregunta	Resposta
Parte de terra que entra no mar.	CABO
Parte de mar que entra na terra.	GOLFO
Vai fluvial inundado polo mar.	RIÁ
Famoso peñón andaluz.	XIBRALTAR
Lagoa litoral de auga salgada.	ALBUFEIRA
Territorio triangular na desembocadura de un río.	DELTA
Mar situado no norte de España.	CANTÁBRICO
Mar situado no leste de España.	MEDITERRÁNEO
Océano que baña as costas españolas.	ATLÁNTICO
En Galicia está a ría de Ares e...	BETANZOS
A maior illa de Galicia.	AROUSA
Famoso cabo galego na costa da morte.	FISTERRA
Cabo situado entre o de Gata e o da Nao.	PALOS
Golfo da costa mediterránea catalá.	ROSAS
Cabo da costa mediterránea catalá.	CREIUS

**2**

Publicar actividade

Primeiras letras para o nome dos arquivos: costasact1

Destino: G:\MFG\ASHTML

Resolvetras erróneas

Correcto si...

parágrafo e definicións son correctas

parágrafo é correcto

Texto

Columnas: 15 Verdana, Geneva, sans-serif 25

Definición

Verdana, Geneva, sans-serif



**SECTION 2****2 Seleccione os distintos parámetros para a actividade**

**1** Resaltar letras erróneas  **2**

Correcto si...




- párrafo e definicións son correctas **3**
- párrafo é correcto

If you check the box "Highlight wrong letters" (1) when the user types in the words associated to the definitions or any letter in the grid, the wrong letters will be in a different colour. We can choose that colour by clicking on square number (2).



In the "Right if ..." box (3) we will determine if we want to indicate that the activity is considered completed successfully if the students solve both the paragraph and the definitions, (first choice) or just the letters in the grid that make up the sentence (option "paragraph is correct") even if there is some definition left unresolved.

In these rectangles we can find these items:

Texto

Columnas: **1** 15  Verdana, Geneva, sans-serif **2**  25  **3**

Definición

Verdana, Geneva, sans-serif **4**  20  **5**



 **6**   **7**

1.-Choose the number of columns in the checkerboard. From a minimum of 4 to a maximum of 67;

You must take into account that the more columns, the wider and the less high the grid will be, and by reducing the number of columns the checkerboard will be higher and narrower.

2. 3.- Type and font size respectively for the characters to be entered in the boxes of the grid and also to discover the words associated with the definitions. Consider, once again, that if we increase the size of the letters, the grid size will also increase in width and height; Ardora will automatically resize the rectangle depending on this option.

4. 5.- Type and font size respectively for the definitions that will appear at the bottom of the activity.

The buttons with arrows left and right of the definitions   will be not influenced by these fields.

6.-This check box is already well known: By activating it, the activity will become compatible with touch devices such as tablets, smartphones, etc.

7.- Here we will indicate if the rectangle surrounding the activity and the buttons will have rounded corners or not.